



## **SAFETYFIRST!!!!!!**

### ***80204-82104-82804-82904-83204-85204 Low Loft Bed*** **(2 box version 8-2020)**

**All of Discovery's Bunk beds were designed and manufactured with your child's safety as our top priority. Their unparalleled strength is a bi-product of the safety design.**

Safety is a cooperative effort between us as the manufacturer, and you as a guardian. Please read and consider the warnings listed below when choosing a mattress and discussing rules of use with your child.

#### **SAFETY WARNINGS**

1. Always use the recommended size mattress or mattress support, or both, to help prevent the likelihood of entrapment or falls.
2. Surface of mattress must be at least 5 inches (127 mm) below the upper edge of guardrails.
3. Prohibit more than one person on the Loft Bed.
4. Periodically, check and ensure that the guardrail, ladder, and other components are in their proper position, free from damage, and that all connectors are tight.
5. Do not allow horseplay on the bed and prohibit jumping on the bed.
6. Always use the ladder for entering and leaving the Loft Bed.
7. Do not use substitute parts. Contact the manufacturer or dealer for replacement parts.
8. Use of a nightlight may provide added safety precaution for a child using the Loft Bed.
9. Always use guardrails on both long sides of the Loft Bed. If bed will be placed next to the wall, the guardrail that runs the full length of the bed should be placed against the wall to prevent entrapment between the bed and wall.
10. The use of water or sleep flotation mattresses is prohibited.
11. Keep these instructions for future reference.

**STRANGULATION HAZARD**—Never attach or hang items to any part of the Loft bed that are not designed for use with the bed; for example, but not limited to, hooks, belts and jump ropes

#### **SIZE OF MATTRESS AND FOUNDATION**

Use only mattress, foundation and deck combined which is 74-75 inches long and 37 ½-38 ½ inches wide on the Loft Bed. Ensure thickness of mattress and foundation combined does not exceed 9 inches and mattress is at least 5 inches below upper edge of guardrails.

\*\*\*\*\*Replacement parts, including additional guardrails, may be obtained from any Discovery dealer or directly from us at the below address.

2963 Stonewall Place, Sanford, FL 32773







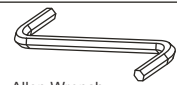




### **Replacement Parts & Limited Warranty**


Discovery World Furniture will replace any component part free of charge for 1 full year via UPS freight collect. Discovery World Furniture will replace any component part for 50% of the then prevailing retail price plus freight for the lifetime of the product unless the product has been discontinued from our line. For service, mail your request to: Discovery World Furniture 2963 Stonewall Place, Sanford, FL 32773. (WWW.discoveryworldfurniture.com)



80204 - White	82104- Honey	82804- Merlot
82904- Espresso	83204- Charcoal	85204- Ash

## Low Loft Bed (2 box version)

A	 1 9/16"	16
B	 1"	04
C	 Half moon nut	08
D	 1/4" x 2 3/4"	08
E	 1/4" x 4 3/4"	08
F	 1/4" x 2"	20
G	 Allen Wrench	01
H		02
I	 9/16"	02
J	 1 1/4"	13
K	 Allen bit	01



Requires a phillips screw driver not included



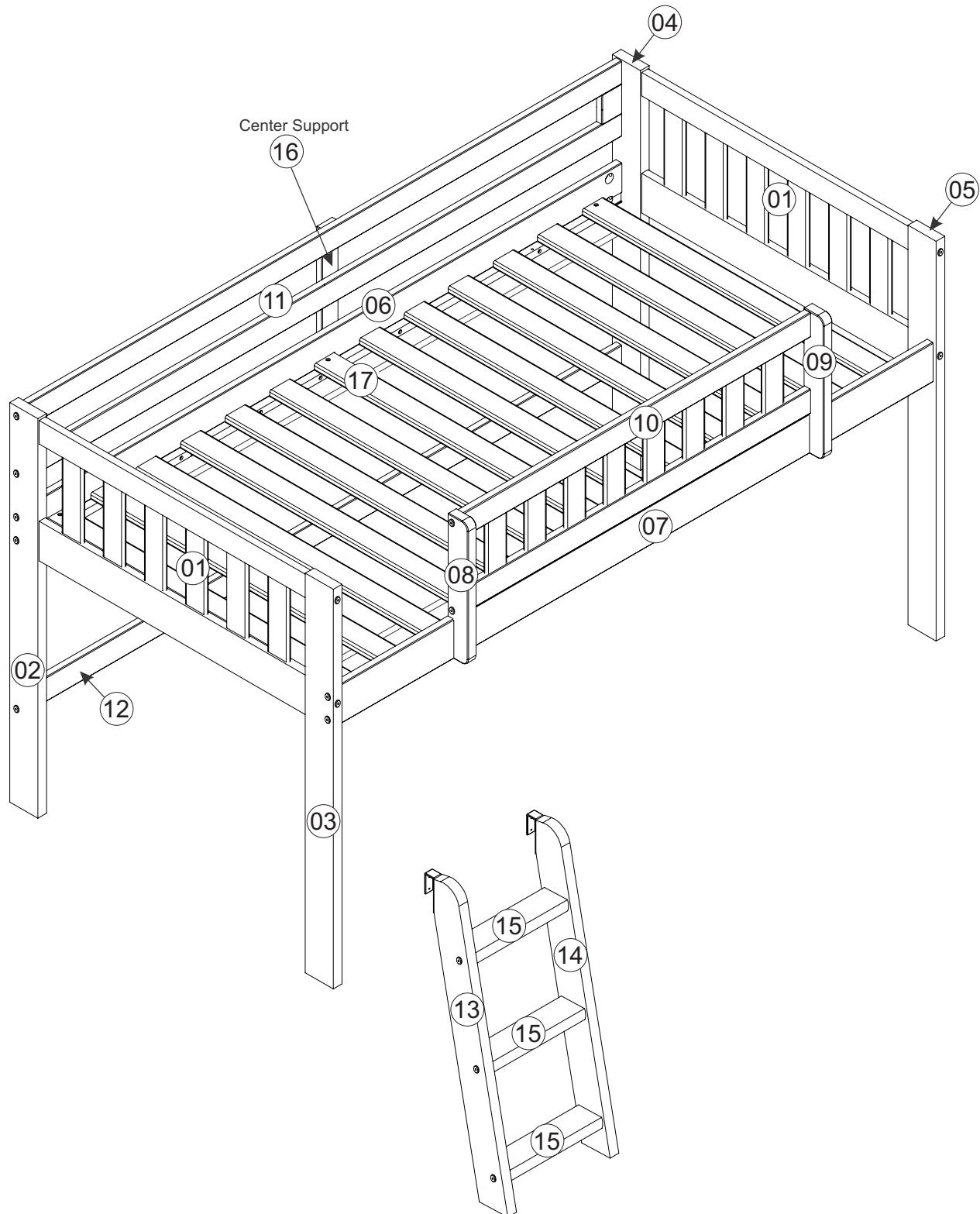
### WARNING

- Use only mattress which is 74"-75" long and 37 1/2" - 38 1/2" wide on the Loft Bed.
- Ensure thickness of mattress and foundation combined does not exceed 9"
- and mattress is at least 5" below upper edge of guardrails.  
Use guardrails on both sides of Loft Bed
- Prohibit horseplay on the bed.
- Prohibit more than one person on Loft Bed.
- Use ladder for entering and leaving the Loft Bed.

• **Strangulation hazard** - Never attach or hang items to any part of the Loft bed that are not designed for use with the bed; for example, but not limited to, hooks, belts, and jump ropes.

**DO NOT REMOVE THIS LABEL**

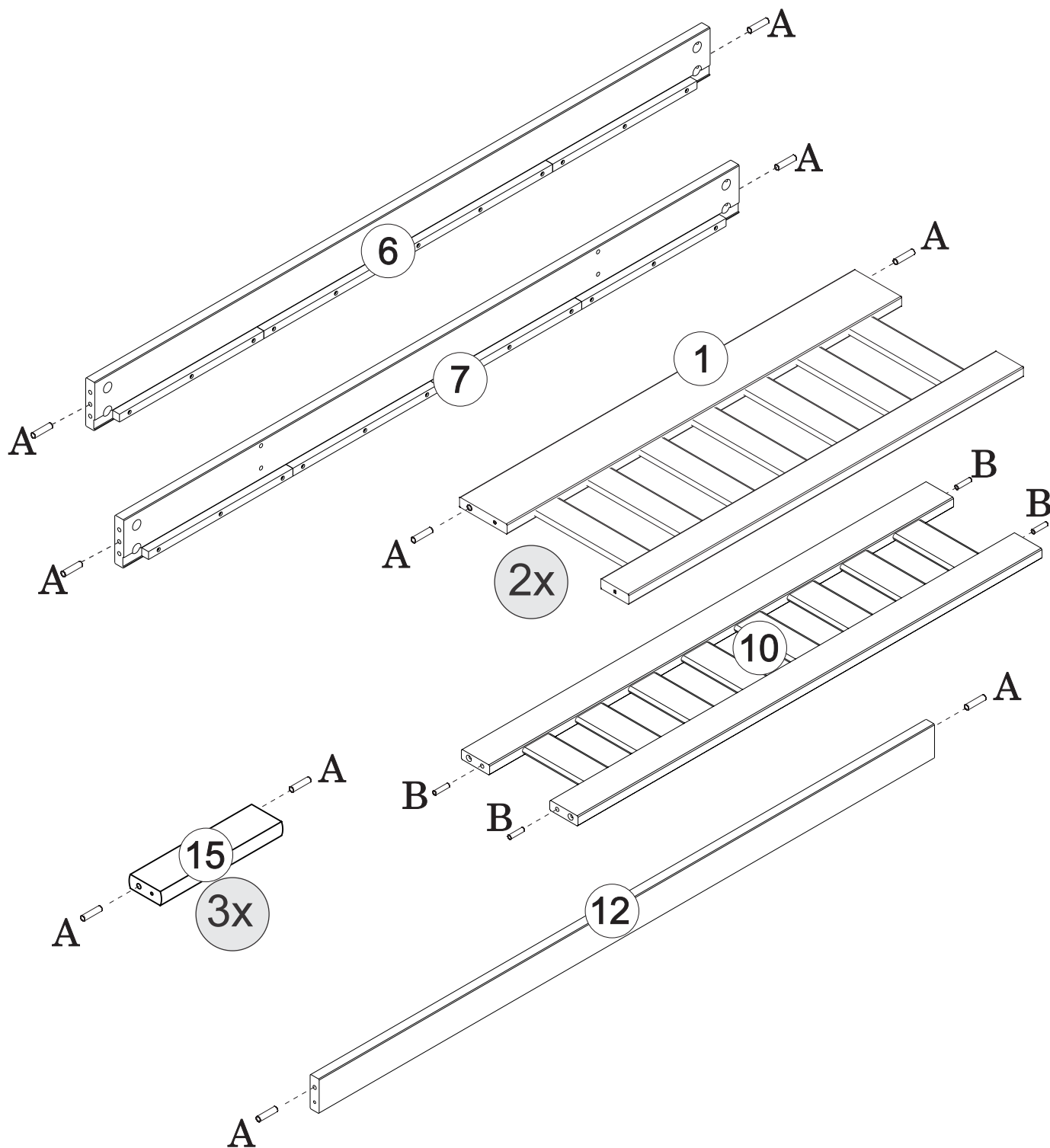
# Parts List



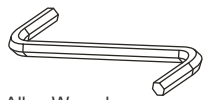
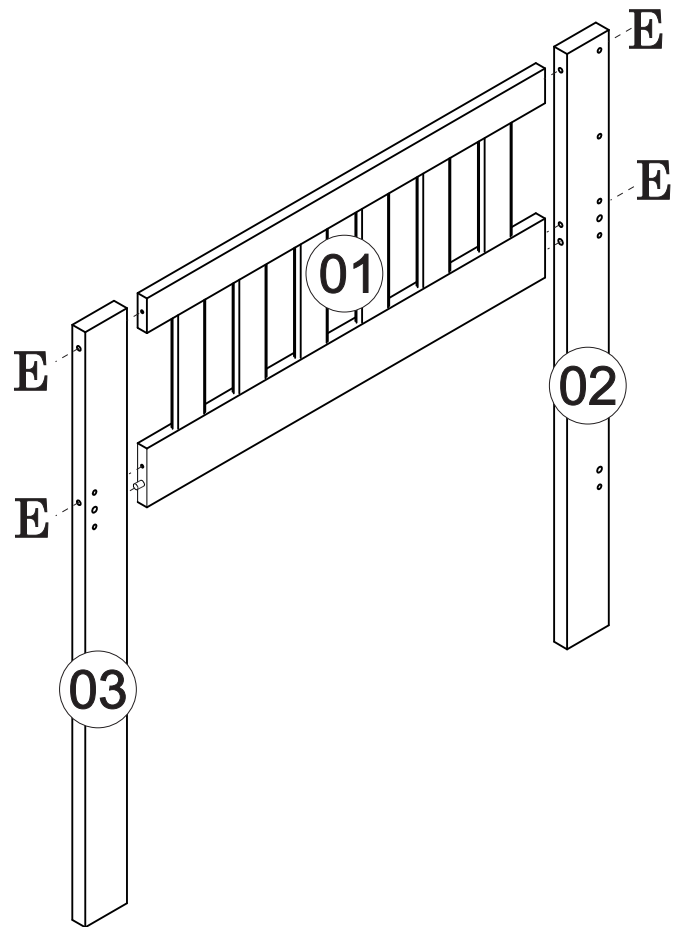
## Replacement Parts & Limited Lifetime Warranty

Discovery World Furniture will replace any component part free of charge for 1 full year via UPS freight collect. In addition, Discovery World Furniture will replace any component part for 50% of the then prevailing retail price plus freight for the lifetime of the product, unless the product has been discontinued from our line. For service, mail your request to: Discovery World Furniture 2963 Stonewall Place, Sanford, FL 32773.

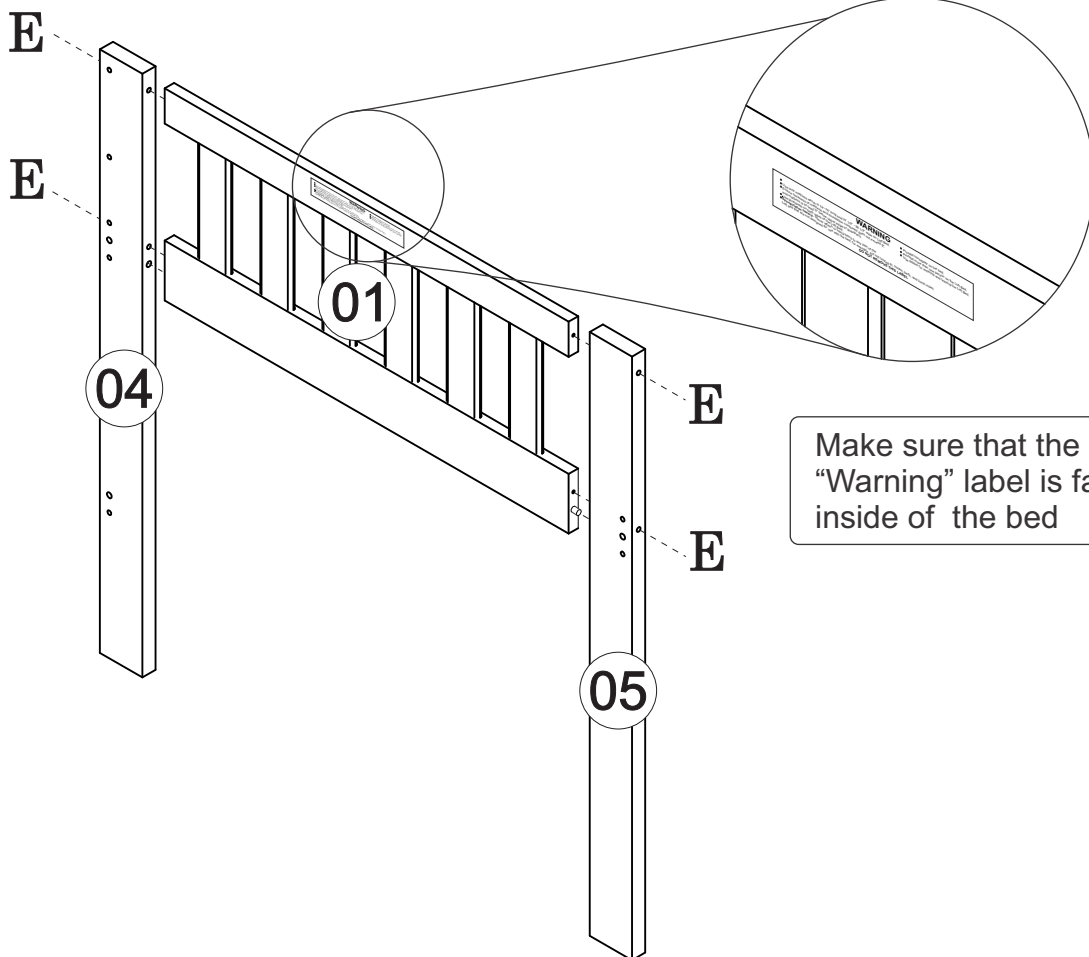
Website [www.discoveryworldfurniture.com](http://www.discoveryworldfurniture.com)



1

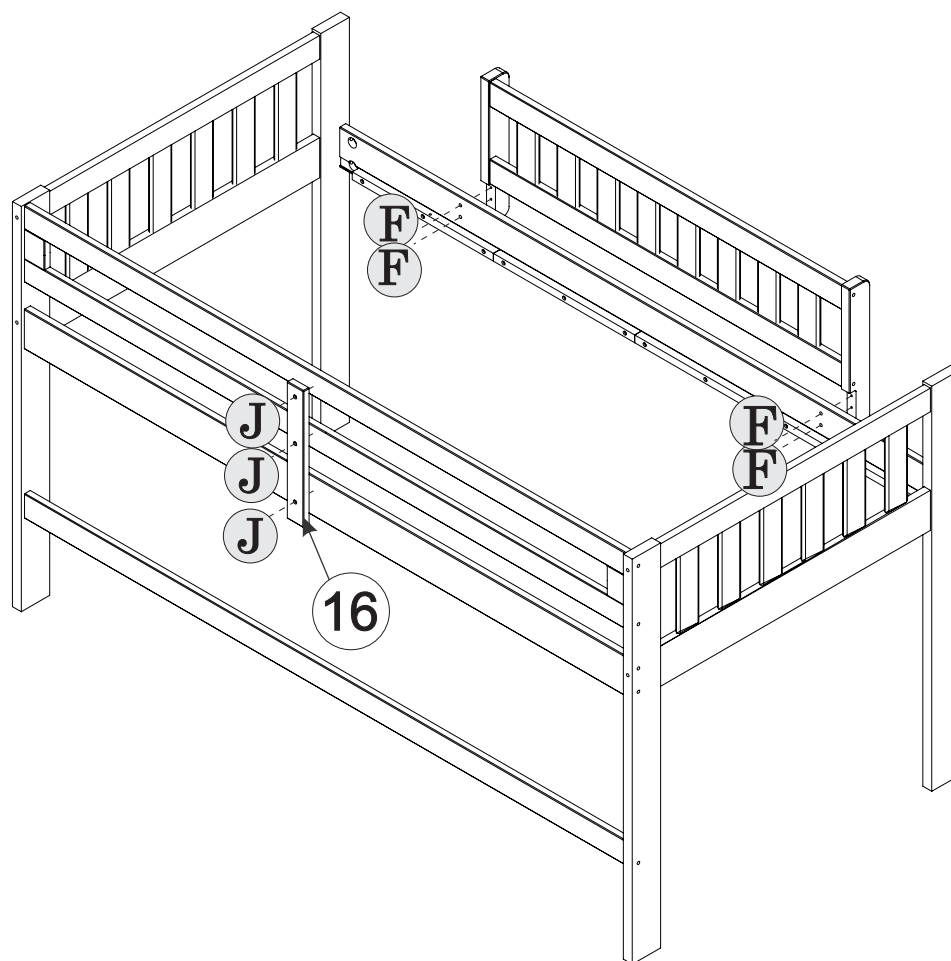


2

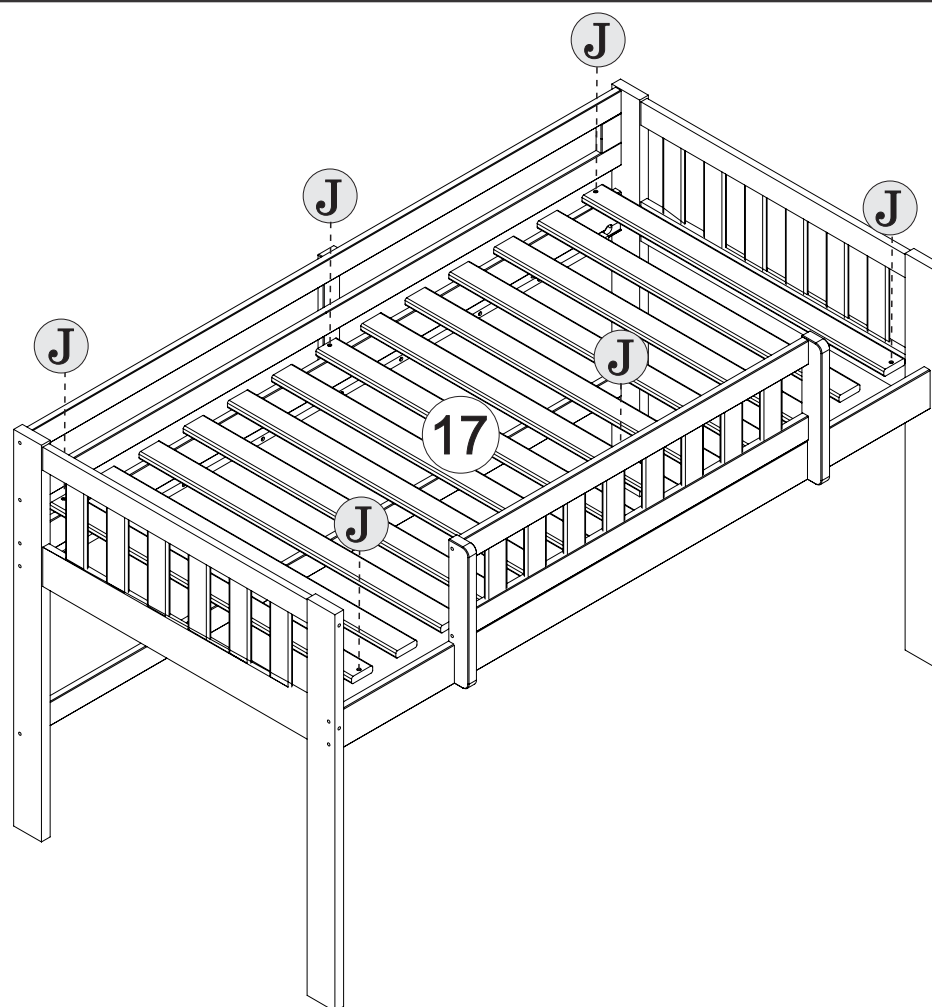




5

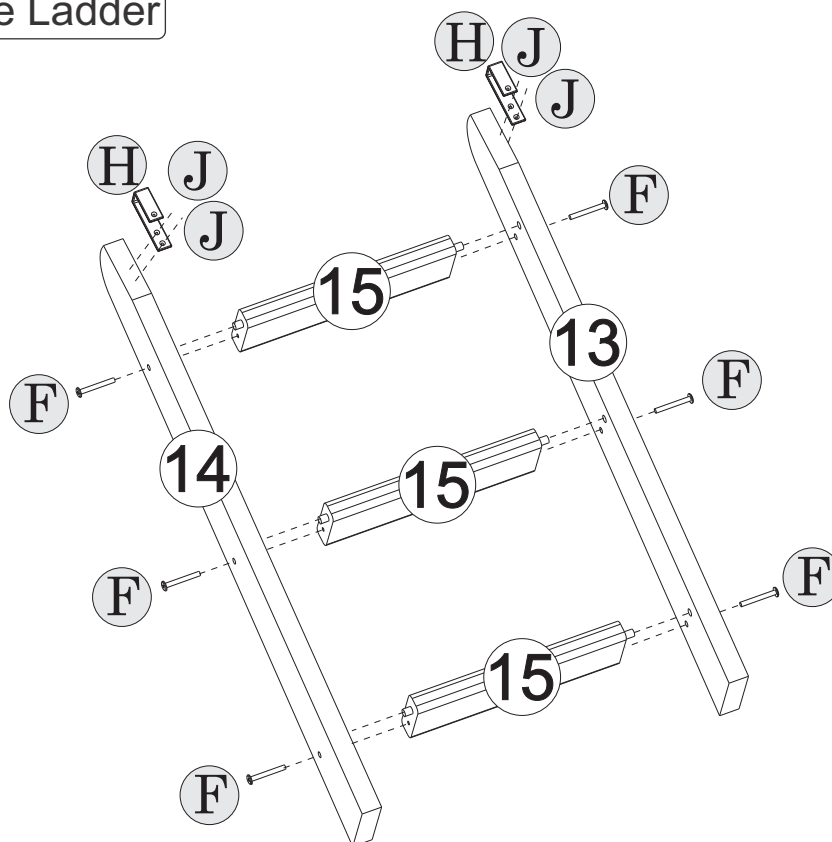


6

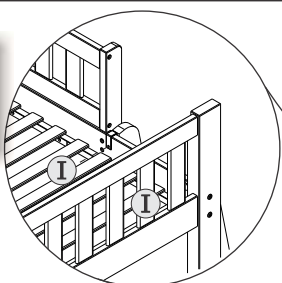


7

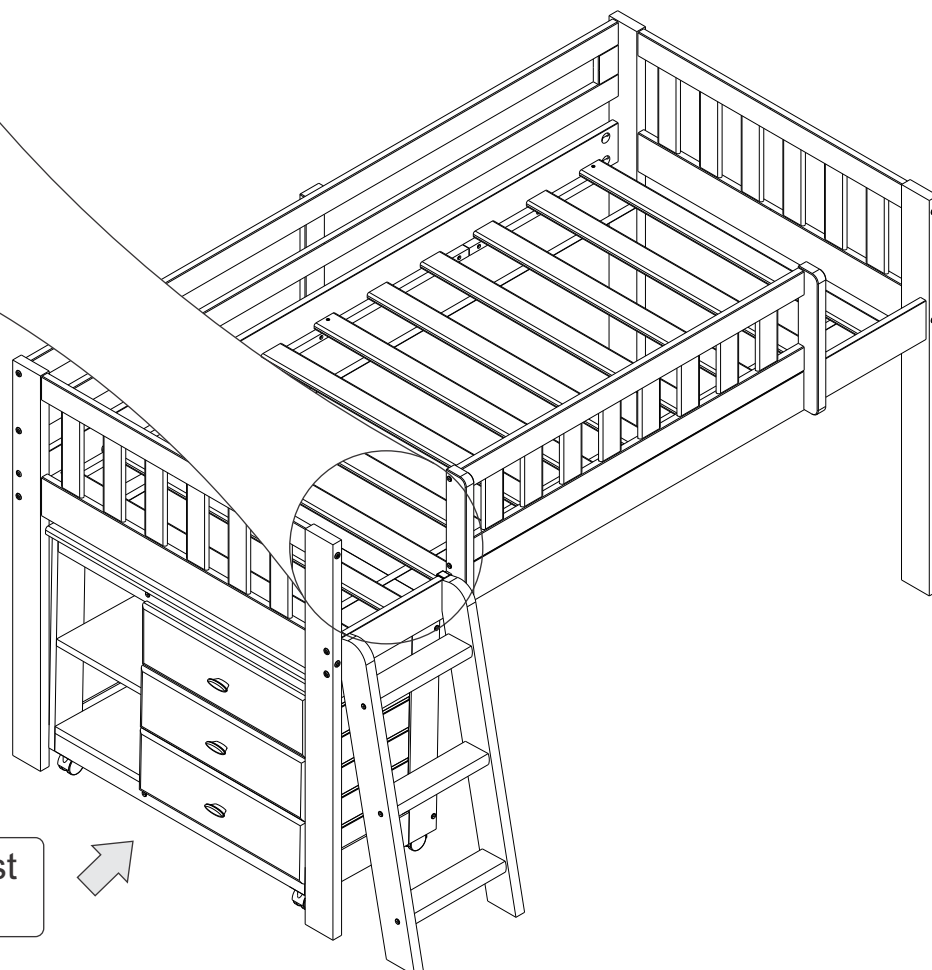
## Assemble Ladder



8



Attach ladder



Shown with 3 Drawer Chest  
(Optional)